

FANS, BLOWERS, SEAT BELTS



**THERMATIC FANS
CABIN FANS
AUTOMATIC LOCKING RETRACTING SEAT BELTS**



AsiaRep



Part No./ Description
425110
Thermo Fan 12V 9 Inch

Universal 12V 9 inch thermatic fan, with 10 blades. Comes assembled for upstream (pusher style) use can be changed to puller style by reversing the polarity of the motor and reversing the fan blades. Includes mounting hardware.



Part No./ Description
425111
Thermo Fan 12V 10 Inch

Universal 12V 10 inch thermatic fan, with 10 blades. Comes assembled for upstream (pusher style) use can be changed to puller style by reversing the polarity of the motor and reversing the fan blades. Includes mounting hardware.



Part No./ Description
425112
Thermo Fan 12V 12 Inch

Universal 12V 12 inch thermatic fan, with 5 blades. Comes assembled for upstream (pusher style) use can be changed to puller style by reversing the polarity of the motor and reversing the fan blades. Includes mounting hardware.



Part No./ Description
425113
Thermo Fan 12V 13 Inch

Universal 12V 13 inch thermatic fan, with 5 blades. Comes assembled for upstream (pusher style) use can be changed to puller style by reversing the polarity of the motor and reversing the fan blades. Includes mounting hardware.



Part No./ Description
425114
Thermo Fan 12V 14 Inch

Universal 12V 14 inch thermatic fan, with 6 blades. Comes assembled for upstream (pusher style) use can be changed to puller. Style by reversing the polarity of the motor and reversing the fan blades. Includes mounting hardware.



Part No./ Description
425115
Thermo Fan 12V 16 Inch

Universal 12V 16 inch thermatic fan, with 6 blades. Comes assembled for upstream (pusher style) use can be changed to puller style by reversing the polarity of the motor and reversing the fan blades. Includes mounting hardware.





Part No./ Description
425116
Thermo Fan 12V 16Inch

Universal 12V 9 inch thermatic fan, with 8 blades. Comes assembled for upstream (pusher style) use can be changed to puller style by reversing the polarity of the motor and reversing the fan blades. Includes mounting hardware.



Part No./ Description
425117
Thermo Fan 24V 9 Inch

Universal 24V 9 inch thermatic fan, with 10 blades. Comes assembled for upstream (pusher style) use can be changed to puller style by reversing the polarity of the motor and reversing the fan blades. Includes mounting hardware.



Part No./ Description
425118
Thermo Fan 24V 10 Inch

Universal 24V 10 inch thermatic fan, with 6 blades. Comes assembled for upstream (pusher style) use can be changed to puller style by reversing the polarity of the motor and reversing the fan blades. Includes mounting hardware.



Part No./ Description
425120
Thermo Fan 24V 12 Inch

Universal 24V 12 inch thermatic fan, with 6 blades. Comes assembled for upstream (pusher style) use can be changed to puller style by reversing the polarity of the motor and reversing the fan blades. Includes mounting hardware.



Part No./ Description
425121
Thermo Fan 24V 14 Inch

Universal 24V 14 inch thermatic fan, with 6 blades. Comes assembled for upstream (pusher style) use can be changed to puller style by reversing the polarity of the motor and reversing the fan blades. Includes mounting hardware.



Part No./ Description
425122
Thermo Fan 24V 16 Inch

Universal 24V 16 inch thermatic fan, with 8 blades. Comes assembled for upstream (pusher style) use can be changed to puller style by reversing the polarity of the motor and reversing the fan blades. Includes mounting hardware.



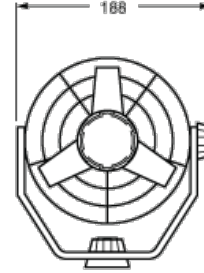
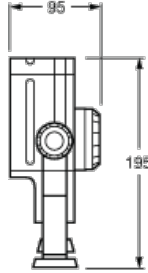
AsiaRep



Part No./ Description

425012
Turbo Fan 12V

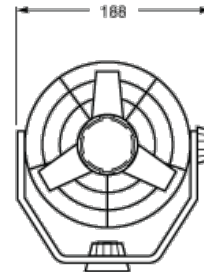
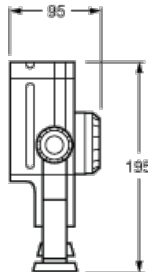
Turbo Fans provide high capacity at low power consumption. Features include impact-resistant housing, low-noise operation and soft plastic impellers, shielded by sturdy protective grille for added safety. Fans can be turned in all directions, and locked in position. Airflow can be regulated by two-stage switch. Wattage 6.5W



Part No./ Description

425013
Turbo Fan 24V

Turbo Fans provide high capacity at low power consumption. Features include impact-resistant housing, low-noise operation and soft plastic impellers, shielded by sturdy protective grille for added safety. Fans can be turned in all directions, and locked in position. Airflow can be regulated by two-stage switch. Wattage 6.5W



Part No./ Description

425014 -12
12V Heavy Duty Fan

- Turbo Fans Features :
- Clip-On or Dash Mount
 - Oscillating
 - Adjustable Arm
 - Cord length : 3 m

Part No./ Description

425014 -24
24V Heavy Duty Fan

FANS, BLOWERS, SEAT BELTS





Part No./ Description

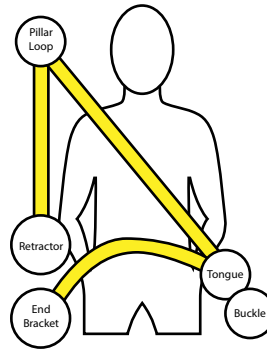
943010

Automatic Lap and Diagonal Belt



Complete with metal cover to protect the retractor.
A guide runner is provided to keep the webbing in position and reduce friction.

- Buckle Connection : 45 cm
- Buckle Connection : Stalk/ cable
- Webbing Length : Retractor to end bracket 291 cm
- Retractor Angle : Vertical



Part No./ Description

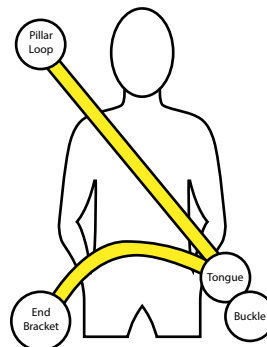
943011

Automatic Lap and Diagonal Belt



Complete with metal cover to protect the retractor.
A guide runner is provided to keep the webbing in position and reduce friction.

- Buckle Connection : 32 cm, 30 cm, 15 cm
- Buckle Connection : fixed webbing, stalk/ cable, metal strap
- Webbing Length : Retractor to end bracket 213 cm, 270 cm
- Retractor Angle : Adjustable





AsiaRep

Part No./ Description

943012

Automatic Lap Belt

Complete with metal cover to protect the retractor.
A guide runner is provided to keep the webbing in position and reduce friction.

Buckle Connection	: 22 cm
Buckle Connection	: Fixed webbing
Webbing Length	: Retractor to tongue 110 cm
Retractor Angle	: Any Angel

